

# KIDS Curriculum Creation Steps



IMPACTING THE NEXT GENERATION THROUGH SOLID BIBLE-BASED, CHRIST-CENTRED, AGE-APPROPRIATE, RELEVANT LESSON MATERIALS.

## STEP 01

### The Mandate

- Plotting the mandate in kids' terms in a three-year plan.
- Creating a checklist as a second gauge for mandate inclusion in the curriculum.
- Doxa Deo Message, Irresistible, Not do but done, Bible Survey.



## STEP 02

### Bible Stories

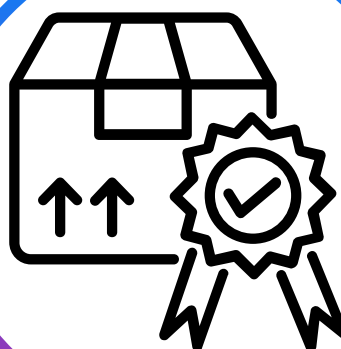
- Mapping Bible stories to include as many as possible in the Three-year plan.
- Tell God's Big Story in a Christ-centred way as we teach kids the Bible and the Bible books.
- Creating Memory Cards with Memory pins for retelling & collection.



## STEP 03

### Alignment


- Sending all overview documents for a theological check.
- Making needed adjustments on feedback given.



## STEP 04

### Creating Content

- Utilising information from old lessons to populate the three-year lesson plan.
- Writing new lessons as needed.
- All lessons are written in a new layout & format to empower leaders for a better experience.



## STEP 05

### Child Appropriate

- Making sure that all lessons are experiential in nature.
- Developing content to be age appropriate.
- Empowering families for mid-week investments.



# Lesson Elements

A CURRICULUM DELIVERY SYSTEM THAT CAN STAND THE TEST OF TIME!



## TERM OVERVIEW

**A detailed document including:**

- Mandate Reference
- Core Idea
- Lesson Aim
- Lesson Outcome
- Memory Verse
- Theologically correct, Christ-centered Bible Story



## CHEATSHEET

### Basic lesson

- A basic Runsheet listing the different elements without including methods of presentation.
- Connecting in Small Groups.
- Large Group welcome.
- Worship.
- Offering.
- Prayer.
- Bible Story.
- Memory verse.
- Application.
- Challenge.



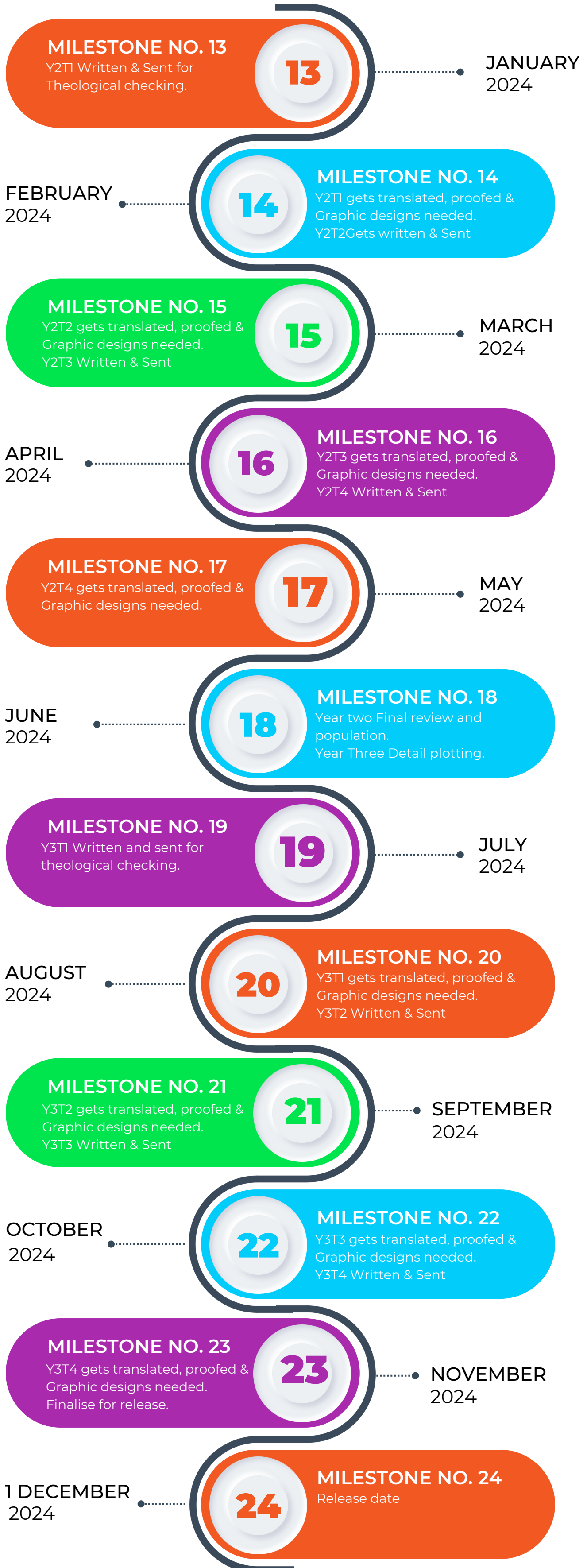
## AGE RELEVANCE

### Per Developmental Phase

- List activity ideas.
- How to incorporate experiential learning.
- The resource base of sample presentation techniques to choose from e.g.
  - Bible Story-Telling Techniques
  - Generosity Teachings
  - Prayer Activities
  - Relationship Building techniques and activities.









# The Dream!

A CURRICULUM DELIVERY SYSTEM THAT CAN STAND THE TEST OF TIME!



## SIMPLIFICATION

### The Lessons

- A Theological Overview Document per term.
- Cheatsheet - A summarised lesson for the experienced presenter.
- Age-appropriate lesson activities for the new presenter.
- A resource base of different methods of presentation to draw from.
- Memory Card for kids to retell the story.



## EMPOWERMENT

### Resource Base

- Different ways to present a Bible story - age-relevant videos/documents.
- Ideas for teaching memory verses.
- Practical lessons for teaching generosity.
- Engaging children in prayer activity ideas.
- How to teach in an experiential way using the senses.
- Relationship-building activities.
- Creating our own Children's Bible that integrates in the curriculum.



## ADAPTIBILITY

### Delivery Platform

- An app that makes lesson delivery easy and adaptable to large and small campuses.
- Includes a resource library that serves to teach and empower leaders.
- Each lesson includes the basics and the activities can be personalised by each presenter.

